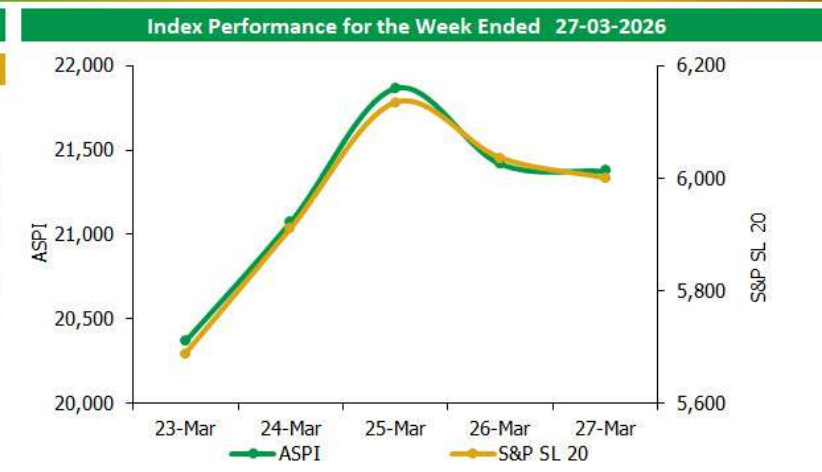


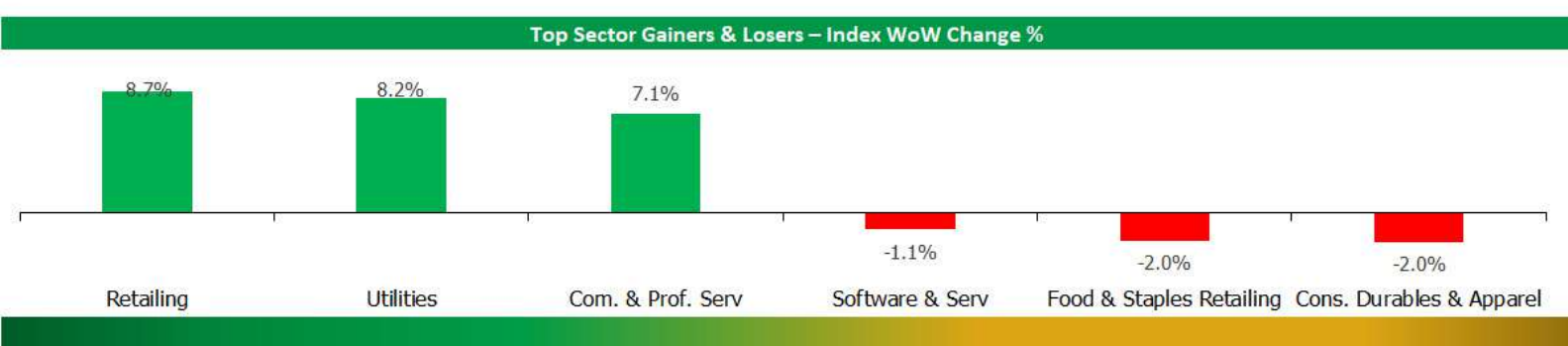
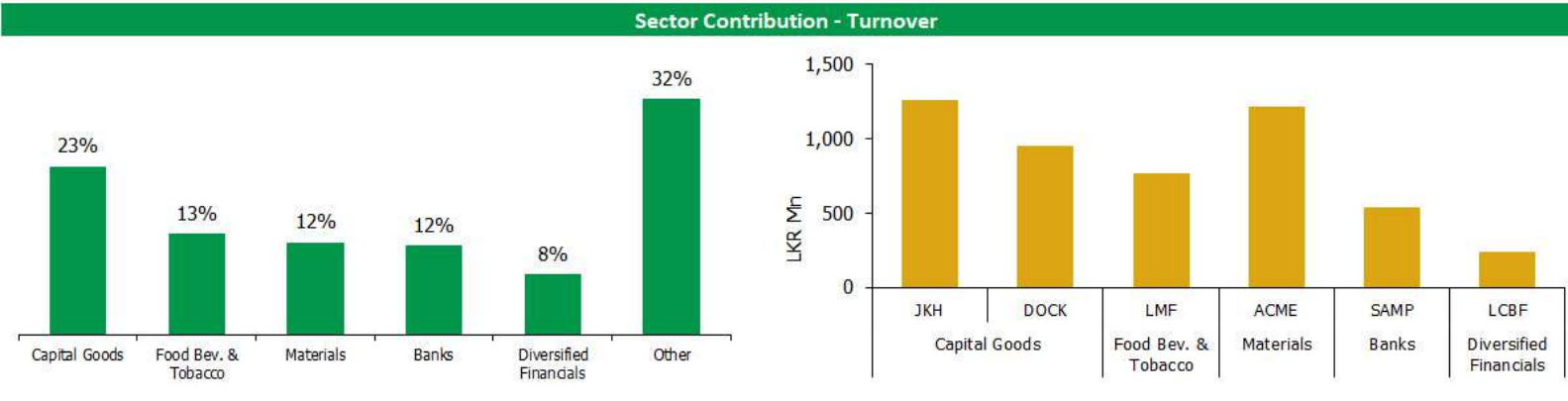
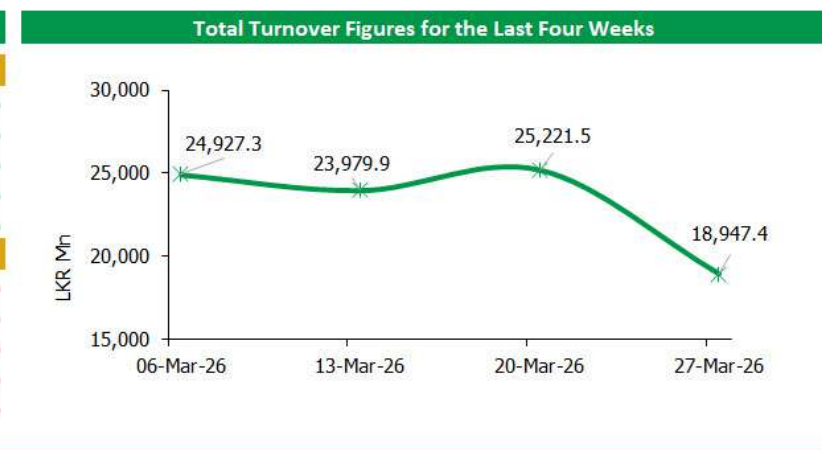


Market Ends the Week Positively Week Ended March 27, 2026

Summary for the Week Ended 27-03-2026			
	This Week	Prv. Week	WoW Chg (%)
CSE All Share Price Index (ASPI)	21,375.7	20,639.7	3.57
S&P SL 20 Index	6,000.0	5,752.2	4.3
Value of Turnover (LKR Mn)	18,947.4	25,221.5	(24.9)
Foreign Purchases (LKR Mn)	242.5	483.3	(49.8)
Foreign Sales (LKR Mn)	1,505.5	1,737.2	(13.3)
Foreign Net Flow (LKR Mn)	(1,262.9)	(1,253.8)	0.7
Volume of Turnover (No. in Mn)	911.1	1,469.8	(38.0)
Market Capitalization (LKR Bn)	7,607.5	7,356.3	3.4
Market Valuation			
PER (x)	10.77	10.4	
PBV (x)	1.32	1.28	
DY (%)	3.0	3.1	



Top Gainers and Top Losers of the Week			
Top 5 Gainers	Price (LKR)	Chg (LKR)	WoW Chg (%)
LPRT	780.00	203.5	35%
CPRT	2,991.25	684.8	30%
KZOO	12.40	2.5	25%
MEL	6.50	1.2	23%
ACME	6.50	1.0	18%
Top 5 Losers	Price (LKR)	Chg (LKR)	WoW Chg (%)
WAP0	25.10	-77.7	-76%
COCO (X)	24.10	-20.4	-46%
COCO	30.50	-25.0	-45%
ATLL	25.60	-4.2	-14%
HUNT	1,172.25	-105.8	-8%



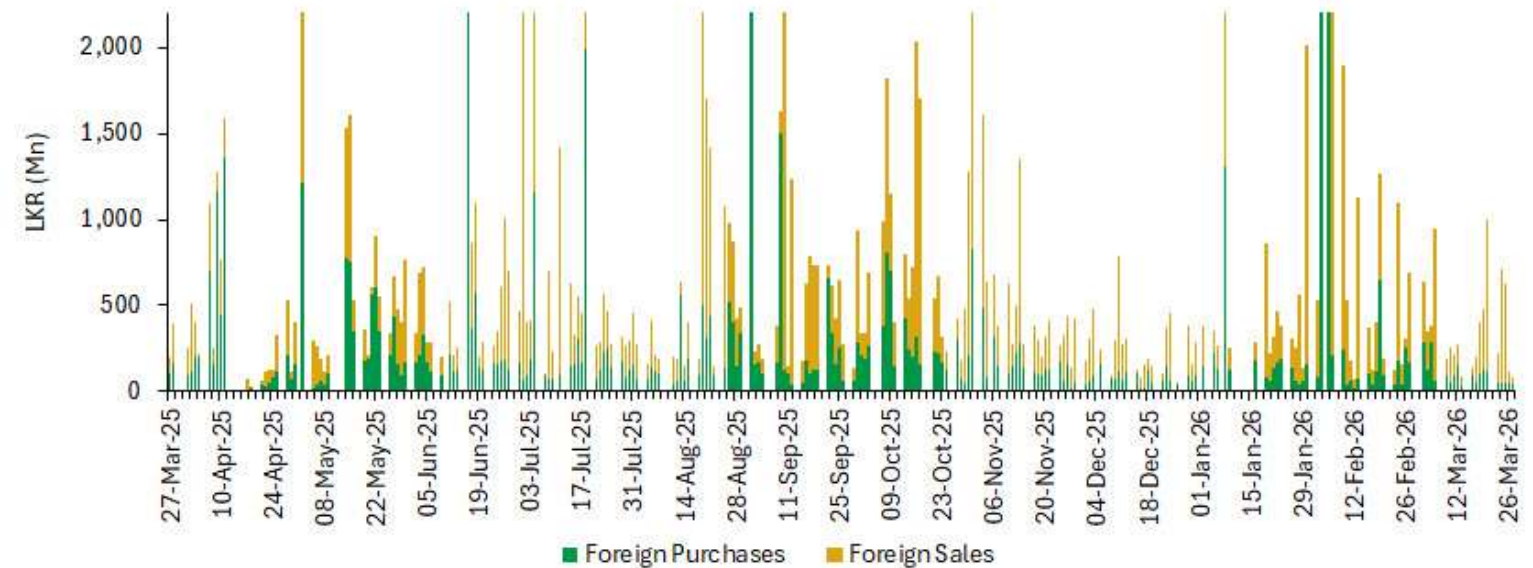
Foreign Turnover Breakdown

Month	Foreign Purchases (LKR)	Foreign Sales (LKR)	Net Foreign Purchases / Sales (LKR)	Exchange Rate * USD/LKR
2025				
January	5,233,064,469	11,693,832,921	(6,460,768,452)	297.58
February	4,778,327,618	7,333,488,041	(2,555,160,423)	295.05
March	2,260,250,813	3,932,343,220	(1,672,092,407)	296.35
April	5,178,856,956	3,104,060,353	2,074,796,603	300.06
May	6,306,332,004	6,247,722,246	58,609,758	299.44
June	6,682,527,136	5,800,236,870	882,290,266	299.97
July	5,952,405,753	11,868,713,582	(5,916,307,829)	302.21
August	4,365,974,530	8,948,260,293	(4,582,285,763)	302.45
September	10,398,839,146	15,620,719,179	(5,221,880,033)	302.61
October	6,252,322,392	13,036,782,473	(6,784,460,081)	304.42
November	2,929,075,704	6,596,144,575	(3,667,068,871)	308.03
December	1,629,797,391	3,809,438,613	(2,179,641,222)	309.71
2026				
January	3,179,786,641	8,152,958,941	(4,973,172,301)	309.72
February	9,469,646,111	18,828,103,501	(9,358,457,390)	309.31
March**	1,890,722,572	5,387,593,178	(3,496,870,606)	314.38

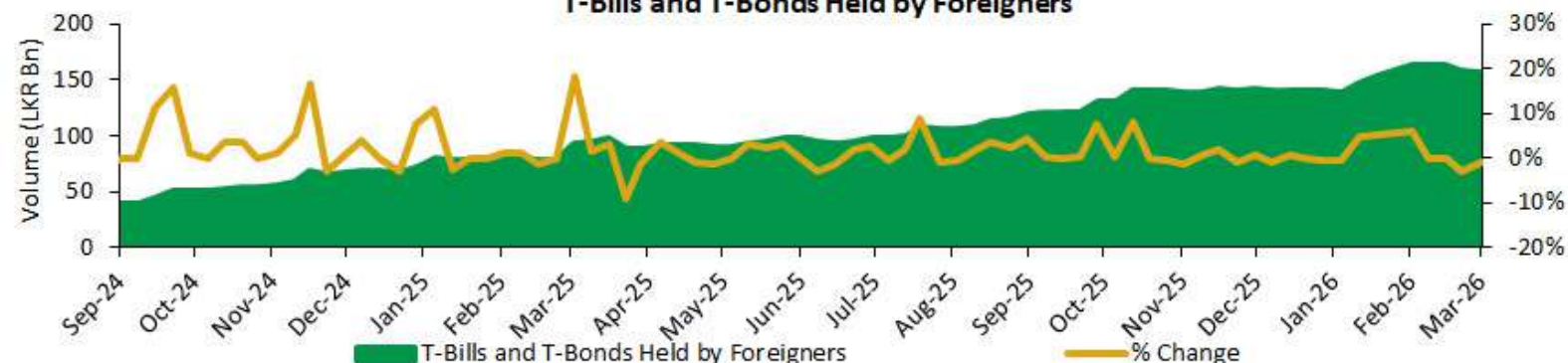
*as at the month end

**as at March 27, 2026

Purchases and Sales Made by Foreigners



T-Bills and T-Bonds Held by Foreigners



Weekly Key Market Statistics

Date	Closing ASPI	ASPI Growth WoW	Closing RSI	Average Turnover (LKR)	Average Domestic Purchases (LKR)	Average Domestic Sales (LKR)	Average Foreign Purchases (LKR)	Average Foreign Sales (LKR)	Average Volume of Turnover
Jan 5 - Jan 9	23,654.30	3.5%	72.10	8,310,673,196	7,867,316,899	7,466,455,931	443,356,298	844,217,266	194,597,730
Jan 12 - Jan 16	23,731.60	0.3%	73.87	6,036,616,871	5,775,964,485	5,360,273,910	260,652,387	676,342,962	187,232,943
Jan 19 - Jan 23	23,956.51	0.9%	75.15	7,698,648,224	7,589,324,136	7,375,986,374	109,324,088	322,661,849	19,533,606
Jan 26 - Jan 30	23,812.31	-0.6%	65.88	6,751,842,075	6,661,553,630	6,188,225,915	90,288,444	563,616,160	260,694,275
Feb 2 - Feb 6	23,801.96	0.0%	63.30	8,403,589,597	6,558,138,313	5,307,620,491	1,845,451,285	3,095,969,106	295,702,120
Feb 9 - Feb 13	23,709.84	-0.4%	57.98	5,312,779,732	5,228,220,655	4,635,154,910	84,559,078	677,624,823	219,134,835
Feb 16 - Feb 20	23,773.64	0.3%	56.25	4,870,836,972	4,672,428,149	4,598,993,649	198,408,823	271,843,323	221,961,931
Feb 23 - Feb 27	23,734.06	-0.2%	56.25	4,439,316,573	4,304,716,279	4,099,939,303	134,600,294	339,377,270	189,665,015
Mar 2 - Mar 6	22,701.91	-4.3%	32.58	6,232,150,311	6,042,623,789	5,844,825,987	189,526,521	387,324,324	267,478,306
Mar 9 - Mar 13	21,692.55	-4.4%	27.79	4,796,044,294	4,714,696,983	4,676,912,551	81,347,310	119,131,743	188,640,798
Mar 16 - Mar 20	20,639.73	-4.9%	28.80	5,044,465,013	4,947,797,866	4,697,028,210	96,667,146	347,436,803	293,978,561
Mar 23 - Mar 27	21,375.73	3.6%	43.62	3,789,683,081	3,741,174,241	3,488,592,451	48,508,841	301,090,630	182,235,843

Date	Total Market Turnover (LKR)	Total Crossings (LKR)
Jan 5 - Jan 9	33,242,692,782	9,033,697,103
Jan 12 - Jan 16	24,146,467,485	5,557,659,487
Jan 19 - Jan 23	38,493,241,118	7,739,903,080
Feb 2 - Feb 6	33,614,358,388	15,155,496,516
Feb 9 - Feb 13	26,563,898,661	7,089,779,459
Feb 16 - Feb 20	24,354,184,860	3,040,843,189
Feb 23 - Feb 27	22,196,582,863	3,943,675,206
Mar 2 - Mar 6	24,928,601,242	4,554,604,475
Mar 9 - Mar 13	23,980,221,469	4,376,810,880
Mar 16 - Mar 20	25,222,325,064	5,650,069,694
Mar 23 - Mar 27	18,948,415,407	2,387,933,325